

Electronic structure with rovibrational and dipole moment calculations of the LaS molecule

M. Korek* and H. Hammour

Faculty of Science, Beirut Arab University, P.O.Box 11-5020 Riad El Solh, Beirut 1107 2809, Lebanon

The potential energy and the dipole moment curves have been investigated for the 23 lowest electronic states in the $^{2s+1}\Lambda^{(\pm)}$ representation of the molecule LaS via CASSCF. Multireference CI calculations (single and double excitations with Davidson corrections) were performed by using Gaussian basis sets for the two considered atoms. The harmonic frequency ω_e , the internuclear distance r_e and the electronic energy with respect to the ground state T_e have been calculated for 23 electronic states along with the rovibrational data E_v and B_v . Nineteen electronic states have been studied here for the first time. The comparison of the investigated values with the theoretical and experimental results available in the literature shows a very good agreement

Keywords: *ab initio calculation, spectroscopic constants, potential energy curves, dipole moment, rovibrational calculation*

1. INTRODUCTION

Diatomic transition metal sulfides molecules are of astrophysical interest. They have also potential applications in chalcogenide based pigments and optical fibers [1-3]. Despite its importance and its various applications [4], the diatomic transition metal sulfides could still be ranked among the least studied diatomic transition metal system [5]. Hinkle *et al.* [6] called for laboratory search for the LaS molecule because of its presence in stellar spectra and S stars [7]. Macrano and Barrow [8] recorded five bands of the $B^2\Sigma^+-X^2\Sigma^+$ transition of LaS. They produced the spectrum by using a high-temperature carbon tube furnace and observed it with a diffraction grating spectrograph. The spectrum showed five four-headed bands degraded to the red in the region 700-850 nm. From their data analysis, they predicted that the origin of the $A^2\Pi-X^2\Sigma^+$ system of LaS should be at approximately 1100 nm. By using the Los Alamos Fourier transform spectrometer Winkel *et al.* [9] recorded the spectrum of diatomic lanthanum sulfide. The region 7500-16000 cm^{-1} is rich in complex bands that were identified as the A-X and B-X transitions. A rotational analysis of both the $A^2\Pi-X^2\Sigma^+$, $B^2\Sigma^+-X^2\Sigma^+$ and a new $A^2\Pi-A^2\Delta$ transitions has been performed by Anderson *et al.* [10] where the vibrational and rotational constants have been calculated for the states $X^2\Sigma^+$, $B^2\Sigma^+$, $A^2\Pi$, and $A^2\Delta$. The (0,0) band of the $B^2\Sigma^+-X^2\Sigma^+$ transition of LaS near 726 nm has been studied by He *et al.* [11] at high resolution using laser vaporization/reaction supersonic free jet expansion and laser induced fluorescence spectroscopy. A total of 1850 rotational-hyperfine transition

Corresponding author, Tel : +961 3 747617; Fax : +961 1 818 402 : E-mail address:

fkorek@yahoo.com

lines have been assigned and measured. Accurate rotational, spin and hyperfine parameters for the $X^2\Sigma^+$, $B^2\Sigma^+$ states have been obtained.

The advances in new methods to cool and manipulate neutral molecules offer new possibilities for precision tests of fundamental physics theories. In general relativity the equivalence principle postulates that the outcome of any non-gravitational experiment is independent of position and time. In theories that attempt to unify gravity with other fundamental forces, on the other hand, violation of the equivalence principle may occur and can be consistently described [12]. Precision molecular spectroscopy is a new and promising direction of search for variation of fundamental constants. Molecular spectra are sensitive to

both $\mu = m_p/m_e$ and $\alpha = \frac{e^2}{\hbar c}$, and by measuring close lying levels great enhancement of

relative variation may be observed [13, 14, 15]. In particular, diatomic molecules that have a near cancellation between hyperfine structure and rotational intervals or between fine structure and vibrational intervals are of interest in the context of such an enhancement (the transition frequency between two quasi-degenerated states are sensitive to the variation in fundamental constants; the enhancement is result of cancellation between the hyperfine and rotational intervals). A number of such molecules have been proposed, e.g. Cs_2 [16], CaH , MgH , CaH^+ [17, 18], Cl^{+2} , IrC , HfF^+ , SiBr , LaS , LuO , and others [19].

A promising approach for realizing a quantum computer is based on using the vibrational states of molecules to represent qubits and tailored femtosecond laser pulses to implement quantum gate operations [20-21]. This vibrational state approach has several advantages: i) the number of qubits is proportional to the number of vibrational degrees of freedom, ii) more qubits can be realized using a N-atom molecule, iii) the vibrational states of molecules are stable over the time scales of interest, iv) the number of qubits is not limited to ten and, v) by using more vibrational states, it may be possible to represent quantum information units having more than two states $|0\rangle$, $|1\rangle$, $|2\rangle$, $|3\rangle$ [22].

Another interest of the rovibrational states of the LaS diatomic molecule is the possibilities of precision tests of fundamental physics theories. Degeneracy between levels of different symmetry happens frequently in diatomic molecules with unpaired electrons, such as LaS , LaO , LuS , LuO , YbF and similar ions that have a cancellation between their hyperfine and rotational interval [16].

Quantum computers based upon the principles of quantum superposition and entanglement are expected to provide more powerful computation ability than classical ones [23]. To realize quantum information processing, many schemes of quantum circuits have been proposed. Two of these schemes are i) The vibrational and rotational modes of diatomic molecule can be used to construct elementary quantum gates and to encode two qubits [24], and ii) the electric dipole moments of diatomic molecules, oriented along or against an external electric field consists of the qubits [25].

The important connection between energy relations of solids and molecules [26] and the absence of electronic structure with rovibrational study and dipole moment calculation of higher excited states of the molecule LaS stimulated us, in the present work, to investigate more extensive *ab initio* calculation of this molecule. Based on our previous theoretical calculation [26-36], the potential energy curves and the spectroscopic constants of the low lying 23 electronic states have been calculated where 19 new electronic states have been studied here for the first time. The transition energy with respect to the minimum energy for the ground state T_e , the equilibrium internuclear distance r_e , the harmonic frequency ω_e , the rotational constant B_e , and the permanent dipole moment curves have been obtained for the considered electronic states of this molecule. Taking advantage of the electronic structure of

Corresponding author, Tel : +961 3 747617; Fax : +961 1 818 402 : E-mail address:

fkorek@yahoo.com

the investigated electronic states of the LaS molecule and by using the canonical functions approach [37-40], the eigenvalue E_v , the rotational constant B_v , and the abscissas of the turning points r_{\min} and r_{\max} have been calculated for several vibrational levels of the considered electronic states. These investigated results are expected to be useful for further investigations of the LaS spectra and for the astronomers to search the presence of more transition metal sulfides in the atmosphere of cool stars, the possibilities for precision tests of fundamental physics theories, and the quantum information processing.

2. Computational approach

2.1 Electronic state calculation

The potential energy curves of the lowest-lying electronic states of the LaS molecule have been investigated via CASSCF method. Multireference CI calculations (single and double excitations with Davidson corrections) were performed. The sulfur atom is treated in all electron schemes where the 16 electrons of sulfur atom are considered using for s, p, d, and f functions of the ROOS basis set [41]. For the Lanthanum species the basis set ECP46MHF [42] has been used for the s, p, and d functions with effective core potential of 46 inner electrons and 11 valence electrons. The potential energy calculations for the states $^{2S+1}\Lambda^{(+)}$ of the molecule LaS have been carried using CAS-SCF method. Among the 27 electrons 22 electrons were frozen in subsequent calculations so that 5 electrons were explicitly treated as valence electrons. The active space contains $2\sigma(\text{La: } 5d_0; \text{S: } 3p_0)$, $2\pi(\text{La: } 5d_{\pm 1}; \text{S: } 3p_{\pm 1})$, $1\delta(\text{La: } 5d_{\pm 2})$ orbitals in the C_{2v} symmetry; this corresponds to 8 active molecular orbitals distributed into irreducible representation a_1, b_1, a_2, b_2 in the following way: $3a_1, 2b_1, 2b_2, 1a_2$, noted [3,2,2,1]. This calculation has been performed via the computational chemistry program MOLPRO [43] taking advantage of the graphical user interface GABEDIT [44].

2.2 The vibration-rotation calculation

Within the Born-Oppenheimer approximation, the vibration rotation motion of a diatomic molecule in a given electronic state is governed by the radial Schrödinger equation

$$\left[\frac{d^2}{dr^2} + \frac{2\mu}{\hbar^2} (E_{vJ} - U(r)) - \frac{\lambda}{r^2} \right] \Psi_{vJ}(r) = 0 \quad (1)$$

where r is the internuclear distance, v and J are respectively the vibrational and rotational quantum numbers, $\lambda = J(J+1) E_{vJ}$ and Ψ_{vJ} are respectively the eigenvalue and the eigenfunction of this equation. In the perturbation theory these functions can be expanded as

$$E_{vJ} = \sum_{n=0} e_n \lambda^n \quad (2)$$

$$\Psi_{vJ}(r) = \sum_{n=0} \phi_n(r) \lambda^n \quad (3)$$

with $e_0 = E_v$, $e_1 = B_v$, $e_2 = -D_v$, ϕ_0 is the pure vibrational wave function and ϕ_n its rotational corrections. By replacing Eqs.(2) and (3) into Eq.(1) and since this equation is satisfied for any value of λ , one can write [37-39]

$$\phi_0''(r) + [e_0 - U(r)] \phi_0(r) = 0 \quad (4)$$

$$\phi_1''(r) + [e_0 - U(r)] \phi_1(r) = -[e_1 - R(r)] \phi_0(r) \quad (5-1)$$

$$\phi_2''(r) + [e_0 - U(r)] \phi_2(r) = -[e_1 - R(r)] \phi_1(r) - e_2 \phi_0(r) \quad (5-2)$$

Corresponding author, Tel : +961 3 747617; Fax : +961 1 818 402 : E-mail address:

fkorek@yahoo.com

125

$$\phi_n''(r) + [e_0 - U(r)]\phi_n(r) = R(r)\phi_{n-1} - \sum_{m=1}^n e_m \phi_{n-m}(r) \quad (5-n)$$

127 where $R(r)=1/r^2$, the first equation is the pure vibrational Schrödinger equation and the
 128 remaining equations are called the rotational Schrödinger equations. One may project
 129 Eqs.(7) onto ϕ_0 and find

$$\langle \phi_0 | \phi_0 \rangle e_1 = \langle \phi_0 | \frac{1}{r^2} | \phi_0 \rangle \quad (6-1)$$

$$\langle \phi_0 | \phi_0 \rangle e_2 = \langle \phi_0 | \frac{1}{r^2} | \phi_1 \rangle - e_1 \langle \phi_0 | \phi_1 \rangle \quad (6-2)$$

132

$$\langle \phi_0 | \phi_0 \rangle e_n = \langle \phi_0 | \frac{1}{r^2} | \phi_{n-1} \rangle - \sum_{m=1}^{n-1} e_m \langle \phi_{n-m} | \phi_0 \rangle \quad (6-n)$$

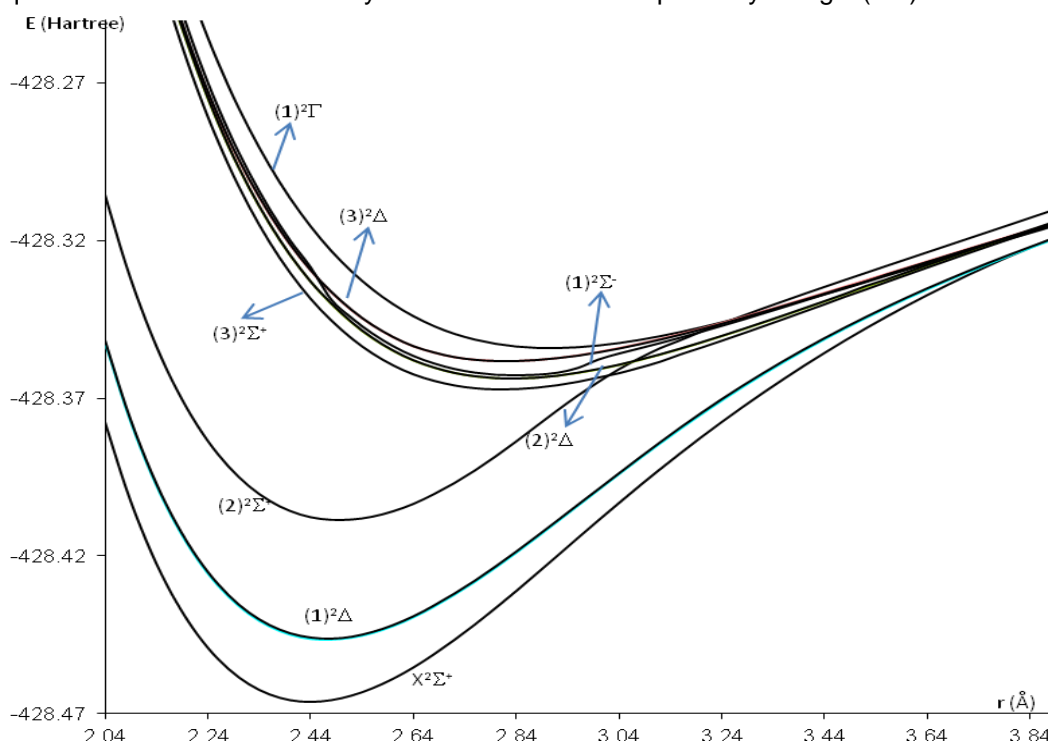
134 Once e_0 is calculated from Eq.(4), $e_1, e_2, e_3 \dots$ can be obtained by using alternatively Eqs.(5)
 135 and (6).

136

137 3. RESULTS AND DISCUSSION

138

139 The potential energy curves for 23 states in the representation $^{2s+1}\Lambda^{(+)}$ have been calculated
 140 for 47 internuclear distances in the range $2.00\text{\AA} \leq r \leq 3.44\text{\AA}$. These PECs for the doublet and
 141 quartet states in the different symmetries are drawn respectively in Figs. (1-4).

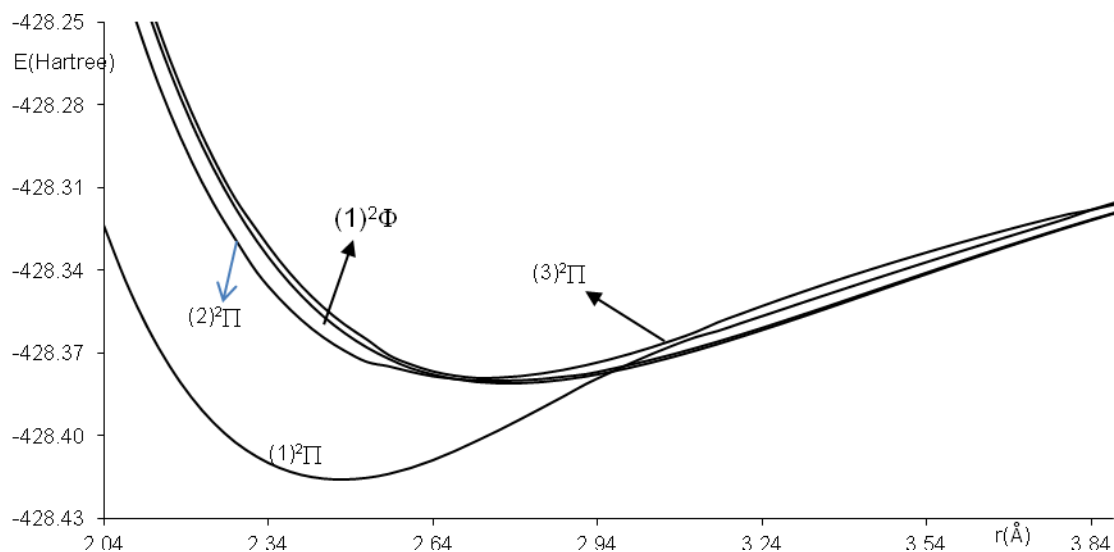


142

143 **Fig. 1. Potential energy curves for the doublet states $^2\Sigma$, $^2\Delta$ and $^2\Gamma$ of the molecule LaS**

Corresponding author, Tel : +961 3 747617; Fax : +961 1 818 402 : E-mail address:

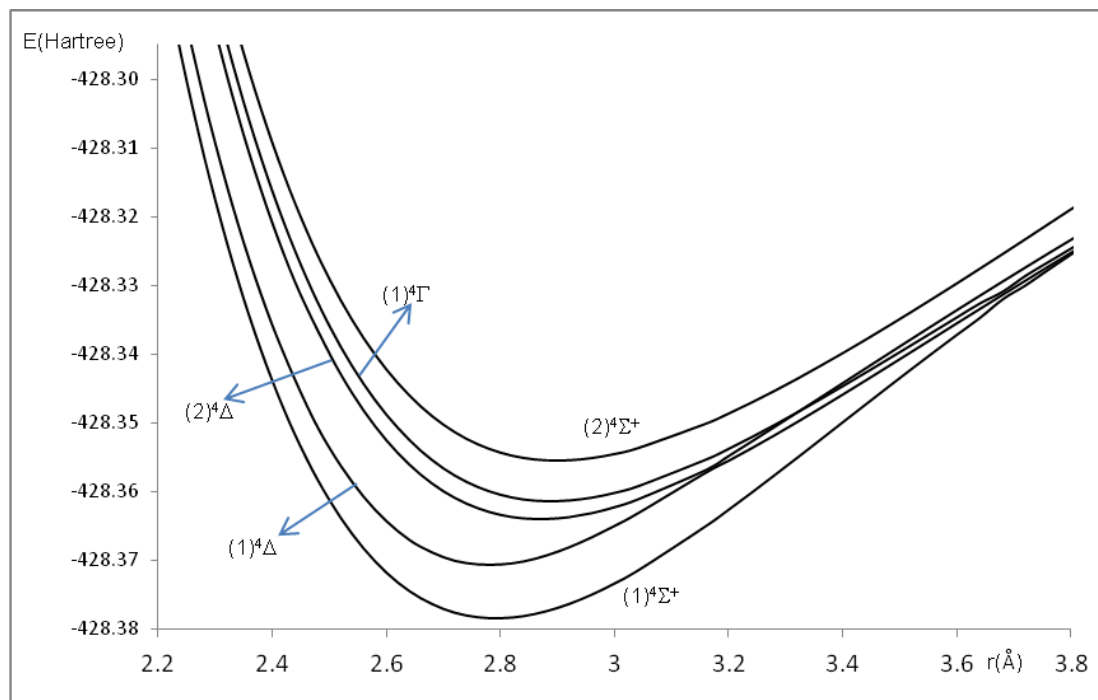
fkorek@yahoo.com



144

145

Fig. 2. Potential energy curves for the doublet states $^2\Pi$ and $^2\Phi$ of the molecule LaS



146

147

Fig. 3. Potential energy curves for the quartet states $^4\Sigma$, $^4\Delta$ and $^4\Gamma$ of the molecule LaS

Corresponding author, Tel : +961 3 747617; Fax : +961 1 818 402 : E-mail address:
fkorek@yahoo.com

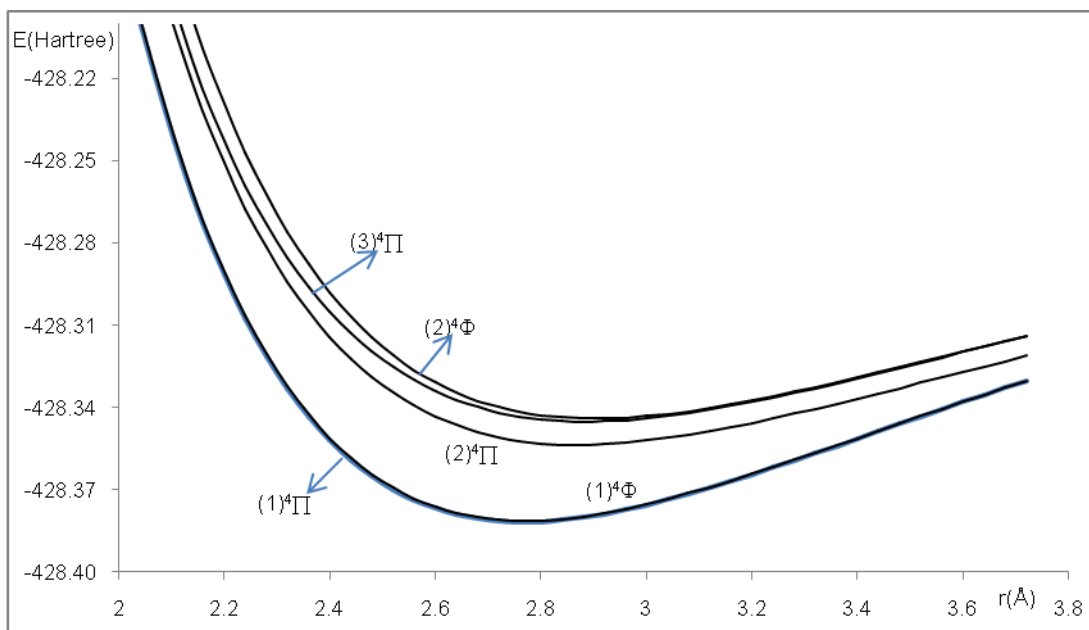


Fig. 4. Potential energy curves for the quartet states $^4\Pi$ and $^4\Phi$ of the molecule LaS

It is quite common to study a crossing or an avoided crossing, known as conical intersections, between ground and excited state potential energy curves of molecules which are important points in photochemistry. Such crossings or avoided crossings can dramatically alter the stability of molecules. In fact, the avoided crossing regions are likely to be a leakage channels along which the molecules flow from the higher down to the lower potential energy curves. If these crossings are overlooked then low barrier transitions can be missed and an incorrect chemical picture will arise [45]. In the range of r considered, several crossings have been detected in the potential energy curves for the excited electronic states at short and large values of internuclear distance and for the highest and lowest states, the positions of these crossings r_c are given in Table 1.

Table1. Positions of the crossings between the different electronic states of the molecule LaS

state1	state2	Crossing between (n_1)state1/(n_2)state2	$r_c(\text{\AA})$
$X^2\Sigma^+$	$^2\Delta$	1/1	3.84
		2/3	3.05
		2/4	3.24
		3/2	2.60
		3/4	2.06
	$^2\Sigma$	2/3	3.02
		2/4	3.20
		3/4	2.46
	$^2\Pi$	3/3	3.33
	$^4\Delta$	3/2	2.57
$^2\Sigma$	$^4\Gamma$	3/1	3.66
		4/2	3.16
		4/1	3.01
		3/1	3.64

Corresponding author, Tel : +961 3 747617; Fax : +961 1 818 402 : E-mail address:

fkorek@yahoo.com

		4/1	3.22
	$^2\Sigma$	1/2	3.25
		1/3	3.79
		1/4	3.41
	$^2\Delta$	1/2	3.72
		1/3	3.67
$^2\Gamma$		1/4	3.30
	$^2\Pi$	1/3	3.70
	$^4\Delta$	1/2	3.45
	$^4\Pi$	1/2	2.82
		1/3	2.35
	$^2\Pi$	2/3	3.43
		3/3	3.57
	$^4\Delta$	2/2	2.93
$^2\Delta$		2/1	3.56
		4/1	2.76
		3/2	2.95
		3/1	3.64
	$^4\Gamma$	2/1	3.67
		4/1	3.04
	$^2\Phi$	1/1	2.99
		2/1	2.69
	$^4\Sigma$	3/1	3.11
$^2\Pi$	$^4\Gamma$	3/1	3.65
	$^4\Delta$	3/1	3.51
	$^4\Phi$	1/1	2.97
		2/1	2.63
	$^4\Pi$	1/1	2.97
		2/1	2.60
$^4\Delta$	$^4\Gamma$	2/1	3.34
	$^4\Delta$	2/1	3.08
	$^4\Sigma$	3/2	2.43
$^4\Pi$	$^4\Delta$	2/1	2.31
	$^4\Gamma$	2/1	2.57
		3/1	2.16

163

164

165

166

167

168

169

170

171

172

The spectroscopic constants such as the vibrational harmonic constant ω_e , the internuclear distance at equilibrium r_e , the rotation constant B_e , and the electronic transition energy with respect to the ground state T_e have been calculated by fitting the energy values around the equilibrium position to a polynomial in terms of the internuclear distance, these values are displayed in Table 2 together with the available values in the literature either theoretical or experimental.

Table 2. Calculated spectroscopic constants for the lowest 23 electronic states of the LaS molecule.

State	T_e (cm^{-1})	$\Delta T_e/T_e$ %	ω_e (cm^{-1})	$\Delta\omega_e/\omega_e$ %	B_e (cm^{-1})	$\Delta B_e/B_e$ %	r_e (Å)	$\Delta r_e/r_e$ %
$X \ ^2\Sigma^+$	0.00 ^a				0.10875		2.4395	
	0.00 ^b		434.48	4.67				
	0.00 ^c			4.67				
	0.00 ^d		456.70	1.04			2.37 ^d	2.83

Corresponding author, Tel : +961 3 747617; Fax : +961 1 818 402 : E-mail address:

fkorek@yahoo.com

	0.00 ^{e1}		456.7				2.38 ^{e1}	2.42
			439 ^d	12.78			2.23 ^{e2}	8.57
	0.00 ^f		490 ^{e1}		0.117155 ^f	7.72		
	0.00 ^g				0.116976 ^g	7.03		
(1) ² Δ	4329.46				0.10568		2.4745	
			424.82					
(1) ² Π	11043.47 ^a		421.41		0.10547		2.4771	
	10487.17 ^b	5.03	412.79	2.04				
(2) ² Σ	12696.59 ^a		416.55		0.10546		2.4983	
	13793.21 ^b	7.90	410.12	1.54				
	13790.17 ^c	7.93	410.07	1.54				
	13766.79 ^f	8.43			0.11107	5.3		
	13766.79 ^g	8.43			0.11103	5.3		
(1) ⁴ Π	18587.35		286.03		0.08449		2.7677	
(1) ⁴ Φ	18666.11		285.94		0.08437		2.7697	
(1) ² Φ	18762.72		285.12		0.08376		2.7797	
(2) ² Π	18932.00		251.61		0.08428		2.7706	
(3) ² Π	19184.48 ^a		352.23		0.08642		2.7366	
	22694 ^b	15.46	344	2.34				
(1) ⁴ Σ	20388.91		288.54		0.08295		2.7931	
(3) ² Σ	21791.09		272.97		0.08160		2.8145	
(1) ⁴ Δ	22116.21		296.97		0.08363		2.7819	
(2) ² Δ	22509.87		265.13		0.08043		2.8364	
(3) ² Δ	22564.00		271.96		0.08060		2.8336	
(4) ² Σ	22726.51		321.94		0.08056		2.8342	
(2) ⁴ Δ	23588.60		248.21		0.07956		2.8530	
(4) ² Δ	23713.00		250.50		0.08114		2.824	
(1) ⁴ Γ	24128.83		280.75		0.07746		2.8901	
(1) ² Γ	24633.02		246.57		0.07652		2.9081	
(2) ⁴ Π	24747.86		261.71		0.07830		2.8747	
(2) ⁴ Σ	25408.26		277.44		0.07701		2.8986	
(3) ⁴ Π	26591.66		268.99		0.07762		2.8873	
(2) ⁴ Φ	26865.56		237.65		0.07688		2.9016	

a)Present work, b)Ref.[9], c)Ref.[8], d)Ref.[4], e₁)Ref.[47 empirical method 1], e₂)Ref.[47 empirical method 2], f)Ref.[11], g)Ref.[10]

The comparison of our calculated values with the few fragmented results in the literature shows a good agreement for T_e with relative difference 5.03% Ref.[9]< $\Delta T_e/T_e$ <8.43% Ref.[10] for the states (1)²Π and (2)²Σ⁺. This agreement becomes less for the state (3)²Π with $\Delta T_e/T_e$ =15.46%. For the vibrational harmonic constant ω_e , our calculated values are in good agreement for the published values for the studied states in literature with relative difference 1.04%Ref.[4]< $\Delta \omega_e/\omega_e$ <4.67%Ref.[9] except the

Corresponding author, Tel : +961 3 747617; Fax : +961 1 818 402 : E-mail address:

fkorek@yahoo.com

value given in Ref.[47] where the relative difference is 12.78%. The three published values in literature for each of B_e (for the states $X^2\Sigma^+$ and $(2)^2\Sigma^+$ and r_e (for the state $X^2\Sigma^+$) showed a good agreement with our calculated values with relative differences $5.3\% \text{Refs.}[10,11] < \Delta B_e/B_e < 7.72\% \text{Ref.}[11]$ and $2.42\% \text{Refs.}[47(\text{method1})] < \Delta r_e/r_e < 8.57\% \text{Ref.}[47(\text{method2})]$ respectively. The comparison for the other calculated values is not possible since they are given here for the first time. The permanent dipole moment operator is among the most reliably predicted physical properties. DeMille [25] described the molecular qubits as permanent electric dipoles oriented along $|0\rangle$ or against $|1\rangle$ in an external electric field. Bits are coupled by the electric dipole-dipole interaction. Loading with ultracold molecules makes it possible to use a weak trapping potential, which should allow long decoherence times for the system. The expectation value of the permanent dipole moment is sensitive to the nature of the least energetic and most chemically relevant valence electrons [47-49]. Since the Hartree-Fock dipole moment is usually large, and in order to obtain the best accuracy, multireference configuration interaction (MRCI) wave functions were constructed using multi configuration Self-consistent field (MCSCF) active space. The permanent dipole moments of the investigated electronic states have been analyzed for the 23 lowest electronic states of the molecule LaS. The calculated values of the dipole moments (in Debye) for these electronic states in terms of the internuclear distance r are plotted in figures (5-9). All these calculations were performed by using the MOLPRO [40] program.

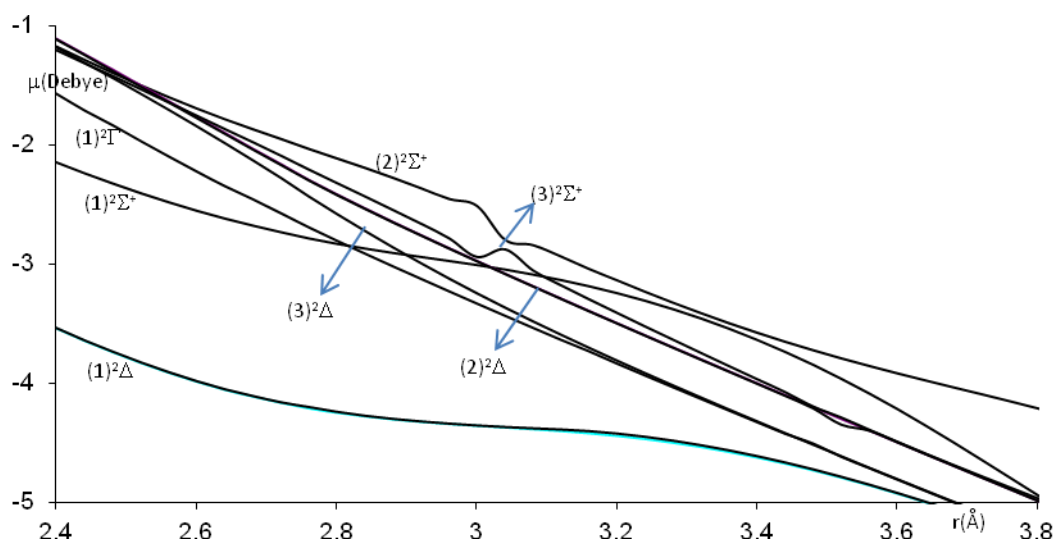
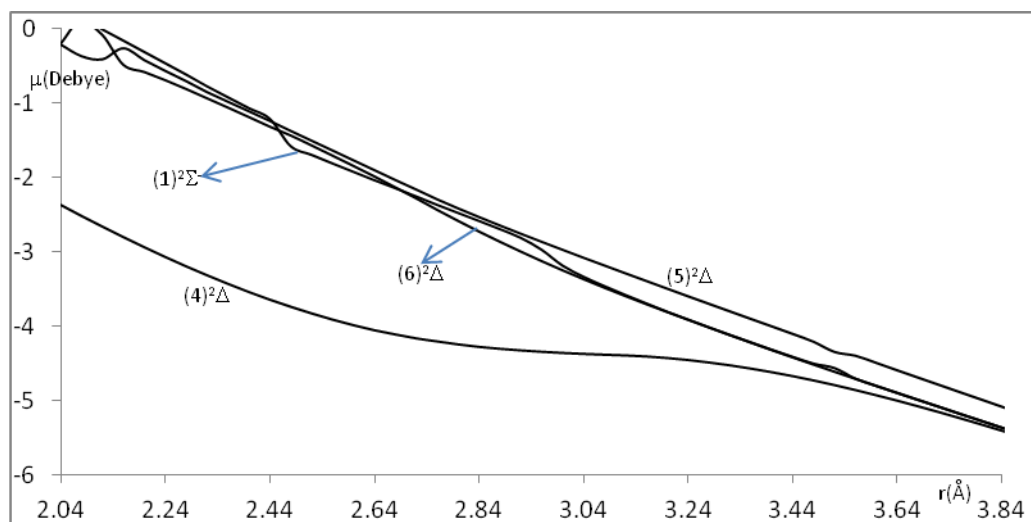


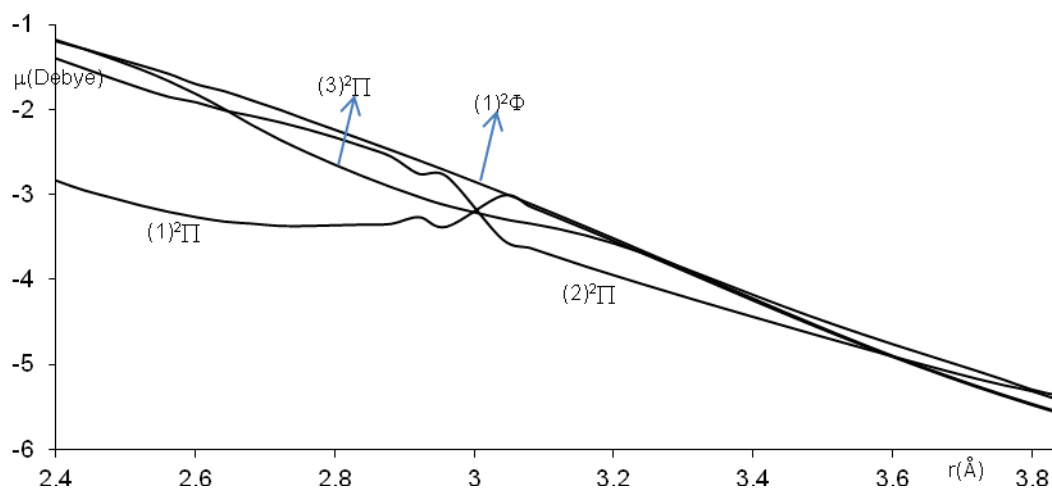
Fig.5. Dipole moments curves for the doublet states $(1-3)^2\Sigma$, $(1-3)^2\Delta$ and $(1)^2\Gamma$ of the molecule LaS

Corresponding author, Tel : +961 3 747617; Fax : +961 1 818 402 : E-mail address:
fkorek@yahoo.com



207
208 **Fig. 6. Dipole moments curves for the doublet states $(4)^2\Sigma$ and $(4-6)^2\Delta$ of the molecule**

209 **LaS**



210
211 **Fig. 7. Dipole moments curves for the doublet states $^2\Pi$ and $^2\Phi$ of the molecule LaS.**

Corresponding author, Tel : +961 3 747617; Fax : +961 1 818 402 : E-mail address:
fkorek@yahoo.com

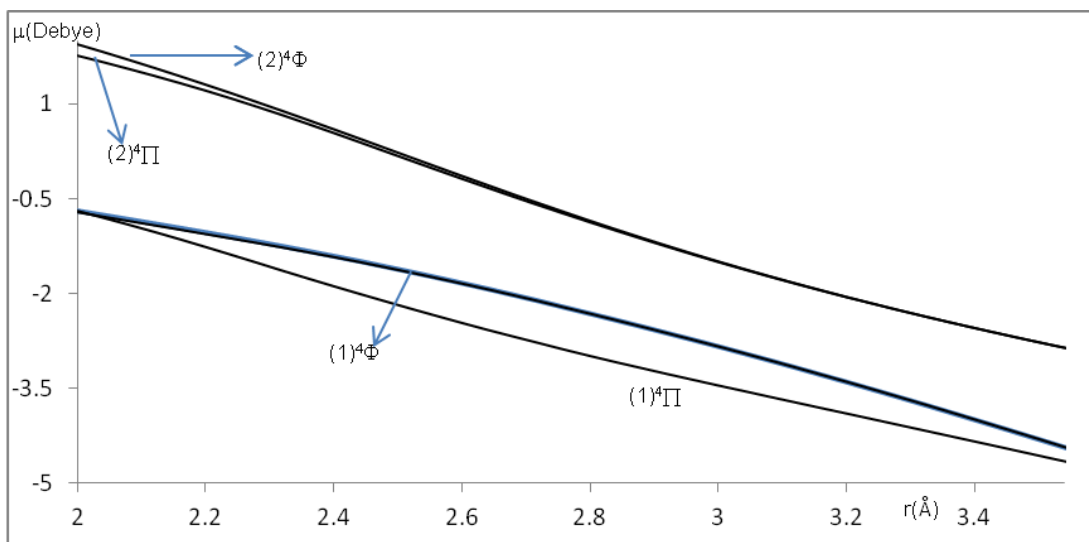


Fig. 8. Dipole moments curves for the quartet states $^4\Pi$ and $^4\Phi$ of the molecule LaS.

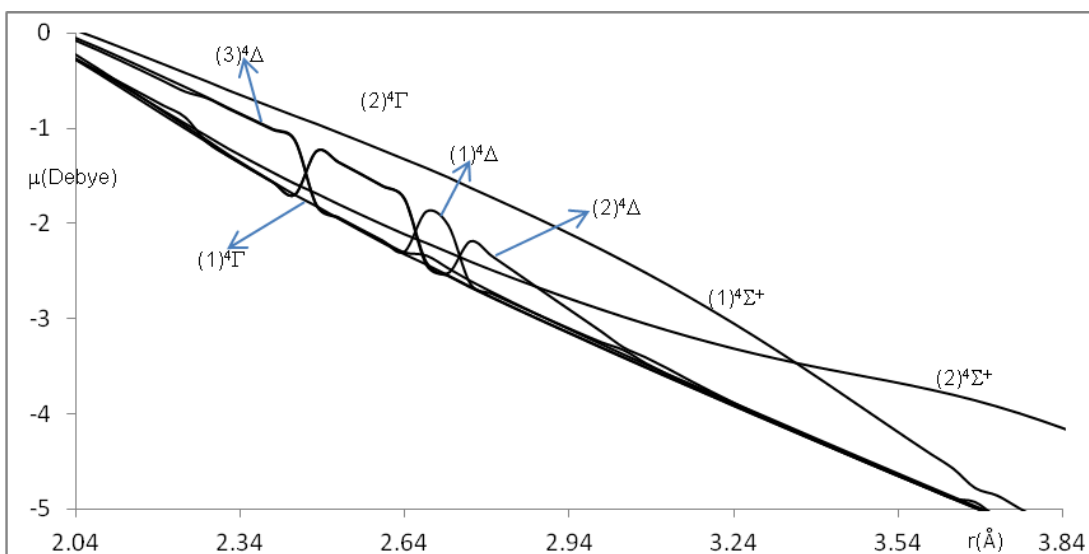


Fig. 9. Dipole moments graphs for the quartet states $^4\Sigma$, $^4\Gamma$, and $^4\Delta$ of the molecule LaS

By using the canonical functions approach and the cubic spline interpolation between each two consecutive points of the potential energy curves obtained from the *ab initio* calculation of the LaS molecule, the eigenvalue E_v , the rotational constant B_v , and the abscissas of the turning point r_{\min} and r_{\max} have been calculated up to the vibrational levels $v=20$ for the considered electronic states. These values for the states $(1)^2\Delta$, $(1)^2\Pi$, $(1)^4\Pi$, $(2)^2\Sigma$ (as illustration) are given in Table 3. No comparison of these values with those in literature since they are given here for the first time.

Table 3. Values of the eigenvalues E_v , the abscissas of the turning points r_{\min} , r_{\max} , and the rotational constant B_v for the different vibrational levels of the $(1)^2\Delta$, $(1)^2\Pi$, $(1)^4\Pi$, $(2)^2\Sigma$ of the LaS molecule.

Corresponding author, Tel : +961 3 747617; Fax : +961 1 818 402 : E-mail address:

fkorek@yahoo.com

(1) ² Δ					(1) ² Π			
V	E _v (cm ⁻¹)	r _{min} (Å)	r _{max} (Å)	B _v ×10 ² (cm ⁻¹)	E _v (cm ⁻¹)	r _{min} (Å)	r _{max} (Å)	B _v ×10 (cm ⁻¹)
0	215.35	2.417	2.529	1.0583	210.89	2.419	2.531	1.0567
1	625.60	2.379	2.574	1.0549	620.12	2.391	2.575	1.0537
2	1036.24	2.354	2.606	1.0525	1029.19	2.356	2.607	1.0517
3	1445.29	2.335	2.632	1.0493	1436.73	2.336	2.634	1.0483
4	1853.59	2.318	2.656	1.0470	1842.22	2.319	2.657	1.0464
5	2261.01	2.304	2.677	1.0443	2246.44	2.304	2.679	1.0435
6	2667.70	2.290	2.697	1.0414	2647.88	2.290	2.699	1.0412
7	3072.03	2.279	2.716	1.0382	3046.32	2.278	2.719	1.0375
8	3474.14	2.268	2.735	1.0350	3441.73	2.267	2.738	1.0339
9	3874.15	2.258	2.752	1.0321	3833.24	2.257	2.756	1.0296
10	4272.53	2.248	2.764	1.0291	4222.04	2.248	2.774	1.0257
11	4669.38	2.239	2.785	1.0263	4607.97	2.239	2.791	1.0223
12	5064.72	2.230	2.801	1.0234	4992.02	2.231	2.808	1.0187
13	5458.56	2.223	2.816	1.0204	5373.49	2.223	2.824	1.0151
14	5850.64	2.215	2.832	1.0174	5751.86	2.215	2.841	1.0111
15	6240.93	2.208	2.846	1.0142	6127.25	2.208	2.857	1.0070
16	6629.41	2.201	2.861	1.0112	6499.81	2.873	2.873	1.0031
17					6868.81	2.195	2.888	0.9935
(1) ⁴ Π					(2) ² Σ			
v	E _v (cm ⁻¹)	r _{min} (Å)	r _{max} (Å)	B _v ×10 ² (cm ⁻¹)	E _v (cm ⁻¹)	r _{min} (Å)	r _{max} (Å)	B _v ×10 (cm ⁻¹)
0	142.50	2.702	2.836	8.4375	206.46	2.440	2.554	1.03768
1	429.32	2.657	2.890	8.4085	607.34	2.402	2.599	1.0351
2	715.48	2.628	2.930	8.3781	1008.10	2.377	2.631	1.0321
3	999.44	2.606	2.962	8.3489	1412.61	2.357	2.657	1.0302
4	1282.48	2.586	2.992	8.3151	1814.77	2.340	2.680	1.0288
5	1564.12	2.570	3.019	8.2849	2219.00	2.325	2.701	1.0259
6	1843.83	2.554	3.044	8.2545	2620.21	2.312	2.721	1.0233
7	2121.77	2.541	3.068	8.2234	3019.67	2.300	2.740	1.0205
8	2398.05	2.528	3.091	8.1923	3148.47	2.289	2.758	1.0185
9	2672.69	2.517	3.113	8.1612	3816.56	2.278	2.775	1.0160
10	2945.67	2.506	3.135	8.1302	4213.97	2.268	2.791	1.0137
11	3216.99	2.496	3.155	8.0993	4610.15	2.259	2.807	1.0113
12	3486.67	2.486	3.175	8.0685	5005.45	2.251	2.822	1.0088
13	3754.70	2.476	3.195	8.0380	5399.43	2.244	2.834	1.0062
14	4021.08	2.468	3.215	8.0075	5792.01	2.235	2.851	1.0035
15	4285.79	2.460	3.234	7.9770	6183.02	2.227	2.866	1.0007
16	4548.85	2.452	3.252	7.9436	6572.09	2.220	2.880	0.9977
17	4810.28	2.444	3.271	7.9155	6959.08	2.213	2.894	0.9945
18	5070.12	2.437	3.289	7.8846	7343.55	2.207	2.908	0.9911
19	5328.40	2.430	3.307	7.8534	7725.20	2.200	2.923	0.9874
20	5585.17	2.423	3.325	7.8223	8103.68	2.194	2.937	0.9834

227

228

229 4. Conclusion

230 In the present work, the *ab initio* investigation for 23 low-lying electronic states of LaS
231 molecule has been performed via CAS-SCF/MRCI method. The potential energy and
232 permanent dipole moments curves have been determined along with the spectroscopic
233 constants T_e, r_e, ω_e and the rotational constant B_e for the lowest-lying electronic states.
234 Based on the canonical function approach a rovibrational calculation has been performed for
235 the investigated electronic states. The comparison of our results with those available in the

Corresponding author, Tel : +961 3 747617; Fax : +961 1 818 402 : E-mail address:

fkorek@yahoo.com

literature has demonstrated the good accuracy except the value of T_e for the state $(3)^2\Pi$. Nineteen electronic states have been investigated in the present work for the first time. As these results are expected to be useful for further investigations of the LaS spectra, quantum computation and the fundamental physics theories, extensive energy values versus internuclear distance r and the rovibrational energy levels of the ground and excited electronic states are available upon request.

REFERENCES

1. Freedmann H, Emge TJ, Brennan JG. $(\text{THF})_8\text{Ln}_8\text{E}_6(\text{EPh})_{12}$ Cluster Reactivity: Systematic Control of Ln, E, EPh, and Neutral Donor Ligands, *Inorg. Chem.* 1999; 38: 4400-4404.
2. Freedman D, Sayan S, Emge TJ, Croft M, Brennan JG, Heterovalent Clusters: $\text{Ln}_4\text{Se}(\text{SePh})_8$ ($\text{Ln}_4 = \text{Sm}_4, \text{Yb}_4, \text{Sm}_2\text{Yb}_2, \text{Nd}_2\text{Yb}_2$), *J. Am. Chem. Soc.* 1999; 121: 11713-11719.
3. Melman JH, Fitzgerald M, Freedman D, Emge TJ, Brennan JG, Chalcogen-Rich Lanthanide Clusters from Lanthanide Halide Starting Materials: A New Approach to the Low-Temperature Synthesis of LnS_x Solids from Molecular Precursors, *J. Am. Chem. Soc.* 1999; 121: 10247-10248.
- [4] Luo Yi, Xiaohong Wan, Yuki Ito, Seiichi Takami, Momoji Kubo, Akira Miyamoto, A density functional theory calculation on lanthanide monosulfides, *Chem. Phys.* 2002; 282: 197206.
5. Harrison JF, Electronic Structure of Diatomic Molecules Composed of a First-Row Transition Metal and Main-Group Element (H-F), *Chem. Review* 2000; 100: 679-716.
6. Hinkel KH, Lambert DL, and Wing RF, *Mon. Not. R. Astron. Soc.* 1989; 238: 1365.
7. Lambert DL and Celigg RES, *Mon. Not. R. Astron. Soc.* 1980; 191: 367.
8. Macrano M and Barrow RF, Analysis of the transition $B^2\Sigma^+-X^2\Sigma^+$ in gaseous LaS, *J. phys. B* 1970; 3: L121-L122.
9. Winkel RJ Jr., Davis SP, and Abrams MC, Fourier transform spectroscopy of LaS in the infrared, *Appl. Opt.* 1996; 35: 2874-2878.
10. Anderson N, Davis SP, Edvinsson G, and Winkel RJ Jr., Rotational Analysis of the LaS Spectrum in the Region 5000–15000 cm^{-1} , *phys. Scr.* 2001; 64: 134-139.
11. He SG, Tam WS, Leung JW-H, and Cheung AS-C, Laser spectroscopy of LaS: Hyperfine structure in the $B^2\Sigma^+-X^2\Sigma^+$ (0,0) band, *J. Chem. Phys.* 2002; 117: 5764-5769.
12. Hendrick L, Bethlem L, and Ubachs W, Testing the time-invariance of fundamental constants using microwave spectroscopy on cold diatomic radicals, *The Royal Soc. of Chem. Farad. Discuss* 2009; 142: 25-36.
13. Flambaum VV, Berengut JC, Space-time variation of coupling constants and fundamental masses, *International journal of modern physics A* 2009; 24: 3342.
14. Chin C, Flambaum VV, and Kozlov MG, Ultracold molecules: new probes on the variation of fundamental constants, *New J. Phys.* 2009; 11: 055048.
15. Murphy MT, Flambaum VV, Muller S, and Henkel C, Strong limit on a variable proton-to-electron mass ratio from molecules in the distant universe, *Science* 2008; 320: 1611-1613.
16. DeMille D, Sainis S, Sage J, Bergeman T, Kotochigova S, and Tiesinga E, Enhanced Sensitivity to Variation of m_e/m_p in Molecular Spectra, *Phys. Rev. Lett.* 2008; 100: 043202-043206.
17. Kajita M, Prospects of detecting m_e/m_p variance using vibrational transition frequencies of $^2\Sigma$ -state molecules, *Phys. Rev. A* 2008; 77: 012511-012522.
18. Kajita M and Moriwaki Y, Proposed detection of variation in m_p/m_e using a vibrational transition frequency of a CaH^+ ion, *J. Phys. B* 2009; 42: 154022.

Corresponding author, Tel : +961 3 747617; Fax : +961 1 818 402 : E-mail address:

fkorek@yahoo.com

19. Flambaum VV and Kozlov MG, Enhanced Sensitivity to the Time Variation of the Fine-Structure Constant and m_p/m_e in Diatomic Molecules, Phys. Rev. Lett. 2007; 99: 150801-150805.
20. Tesch CM, Kurtz L, and de Vivie-Riedle R, Applying optimal control theory for elements of quantum computation in molecular systems, Chem. Phys. Lett. 2001; 343: 633-641.
21. K. Mishima K, Tokumo K, and Yamashita K, Quantum computing using molecular electronic and vibrational states, Chem. Phys. 2008; 343: 61-75.
22. Zhao M and Babikov D, Phase control in the vibrational qubit, J. Chem. Phys. 2006;125: 024105-024111.
23. Lee C. and Ostrovskaya EA, Quantum Computation with Diatomic Bits in Optical Lattices, arXiv:quant-ph/0502154v4 4 Nov 2005.
24. Babikov D, Accuracy of gates in a quantum computer based on vibrational eigenstates, J. Chem. Phys. 2004; 121: 7577-7586.
25. DeMille D, Quantum computation with trapped polar molecules, arXiv:quant-ph/0109083v2 27 Oct 2001
26. Smith JR, Schlosser H, Leaf W, Ferrante J, Rose JH, Connection between energy relations of solids and molecules, Phys. Rev. A. 1989; 39: 514-517.
27. Abdul Al SN, Korek M, Allouche AR. Theoretical electronic structure of the lowest-lying states of the YI molecule. Chem. Phys. 2005; 308: 1-6.
28. Korek M, Moghrabi YA, A. R. Allouche AR. Theoretical calculation of the excited states of the KCs molecule including the spin-orbit interaction. J. Chem. Phys. 2006; 124: 094309-094310.
29. Korek M, Bleik S, Allouche AR. Theoretical calculation of the low laying electronic states of the molecule NaCs with spin-orbit effect. J. Chem. Phys. 2007; 126: 124313-124322
30. Taher-Mansour F, Allouche AR, Korek M. Theoretical electronic structure of the lowest-lying states of ScCl molecule below 22 500 cm^{-1} . J. Mol. Spectrosc. 2008; 248: 61-65.
31. Korek M, Kontar S, Taher-Mansour F, Allouche AR. Theoretical electronic structure of the molecule Scl. Int. J. Quant. Chem. 2009; 109: 236-242.
32. Korek M, Al-Shawa S, Younes GA. Theoretical calculation of the electronic structure of the molecule LiRb including the spin-orbit interaction. J. Mol. Struct. THEOCHEM 2009; 899: 25-31.
33. Korek M and Abdul-Al SN. Rovibrational study and dipole moment calculation of the molecule YF with spin-orbit interaction. Chem. Phys. 2009; 355: 130-134.
34. Hamdan A and Korek M. Theoretical calculation of the low-lying sextet electronic states of CrF molecule. Chem. Phys. 2010; 369: 13-18.
35. Hamdan A and Korek M. Theoretical calculation of the low-lying quartet states of the CrF molecule. Can. J. Chem. 2011; 89: 1304-13011.
36. Hamdan A and Korek M. Theoretical study with vibration-rotation and dipole moment calculations of quartet states of the CrCl molecule. Int. J. Quant. Chem. 2011; 111: 2960-2965.
37. Kobeissi H, Korek M, and Dagher M. On the computation of diatomic centrifugal distortion constants: Exact solutions for initial value problems. J. Mol. Spectrosc. 1989; 138: 1-12.
38. Korek M and Kobeissi H. Highly accurate diatomic centrifugal distortion constants for high orders and high levels. J. Comput. Chem. 1992; 13: 1103-1108.
39. Korek M, A one directional shooting method for the computation of diatomic centrifugal distortion constants. Comput. Phys. commun. 1999; 119: 169-178.
40. Tohme SN and korek M, Electronic Structure and Rovibrational Calculation of the molecule RbYb, 2012, (*in Press*)

Corresponding author, Tel : +961 3 747617; Fax : +961 1 818 402 : E-mail address:

fkorek@yahoo.com

- 335 41. MOLPRO Roos Basis set.
336 42. MOLPRO Basis Query, Pseudopotentials of the Stuttgart/Cologne group
337 (Revision: July 09, 2009).
338 43. MOLPRO is a package of *ab initio* programs written by H.-J. Werner,
339 P.J.Knowles, R. Lindh, F. R. Manby, M. Schütz, P. Celani, T. Korona, G. Rauhut,
340 R. D. Amos, A. Bernhardsson, A. Berning, D. L. Cooper, M. J. O. Deegan, A. J.
341 Dobbyn, F. Eckert, C. Hampel, G. Hetzer, A. W. Lloyd, S. J. McNicholas, W.
342 Meyer, M. E. Mura, A. Nicklaß, P. Palmieri, R. Pitzer, U. Schumann, H. Stoll, A. J.
343 Stone, R. Tarroni, and T. Thorsteinsson.
344 44. Allouche AR, "Gabedit, A graphical user interface for computational chemistry
345 softwares", J. Comput. Chem., 2011; 32:174-182.
346 45. Fedorov DG, Koseki S, Schmidt MW, Gordon MS, Spin-orbit coupling in molecules:
347 Chemistry beyond the adiabatic approximation, Int. Rev. Phys. Chem. 2003; 22: 551-
348 592.
349 46. Czack G, Hein H, Hinz I, Bergmann H, Kuhun P, Gmelin Handbook of Inorganic
350 Chemistry, C7, eighth edition, Springer, New York, 1983.
351 47. Barenco A, Deutsch D, Ekert A, and Jozsa R, Conditional Quantum Dynamics and
352 Logic Gates, Phys. Rev. Lett. 1995; 74: 4083-4086.
353 48. Brennen GK, Caves CM, Jessen PS, and Deutsch IH, Quantum Logic Gates in Optical
354 Lattices, Phys. Rev. Lett. 1999; 82: 1060 -1063.
355 49. Platzman P and Dykman M, Quantum computing with electrons floating on liquid helium,
356 Science 1999; 284:1967-1969.

Corresponding author, Tel : +961 3 747617; Fax : +961 1 818 402 : E-mail address:
fkorek@yahoo.com