

Electron energy levels for a finite elliptical quantum wire in a transverse magnetic field

Abstract: We investigate the electron ground state energy, the first excited energy and the electron density of probability within the effective-mass approximation for a finite strain elliptical wire. A magnetic field is applied perpendicular to the wire axis. The results are obtained by diagonalizing a Hamiltonian for a wire with elliptical edge. The electron levels are calculated as functions of the ellipse parameter of the wire with different values of the applied magnetic field. For increasing magnetic field the electron has its energy enhanced. The electron energy **decreases** as the elliptical wire size **increases**. The density of probability distribution in the wire with different size in the presence of a magnetic field has been calculated also. The smaller elliptical wire size can effectively draw electron deviation from the axis. **Calculated ground state energy is compared with that one obtained in previous work.**

Key Words: energy levels, electron density of probability, magnetic field, elliptical wire

I. INTRODUCTION

In the past 40 years, modern growth techniques like molecular beam epitaxy, chemical vapour deposition metal organic chemical vapour deposition and advanced lithography techniques have made the realization of high quality semiconducting heterostructures possible. The peculiar optical and electronic properties of nanometric systems with quantum-confined electronic states are promising for uses in devices. Low-dimensional quantum nanostructures such as quantum wires and quantum dots have attracted considerable attention in view of their basic physics and potential device applications.¹⁻² Quantum wire nanostructures can be fabricated now with monolayer precision, with dimensions of a few nanometers, free from damage due to lithographic processing by the use of all-growth fabrication processes based on epitaxial techniques. One of the most successful all-growth techniques for fabricating wires has been cleaved edge overgrowth.³⁻⁵ In this approach, elliptical wires are created. Because of size quantization, the physical properties of charge carriers in quantum structures strictly depend on external shape of the system under investigation.

Recently, considerable effort was devoted to the achievement of self-assembled quantum wires, which can be formed under certain growth conditions by solid source molecular beam epitaxy. In this case the wires are formed by the Stranski-Krastanow growth mode, in which the materials that are deposited on top of each other have a substantially different lattice parameter. Spontaneous formation of self-assembled InAs quantum wires on InP (001) substrate, having 3.2% lattice mismatch, has been recently demonstrated.⁶⁻⁷ These nanostructures are promising candidates for light-emitting devices for wavelengths 1.30 μm and 1.55 μm .⁸⁻⁹

In the theoretical works, it is customary to assume a circular, rectangular, V-groove and T shape for quantum wire. Considerable experimental and theoretical attention has also been devoted to elliptical quantum wire and ellipsoidal quantum dot. There are many investigations focus on the

quantum wires and quantum dots.¹⁰⁻²² The scattering matrix and Landauer-Buttiker formula within the effective free-electron approximation has been used to investigate theoretically the electron transport properties of a quantum wire.²⁰ The effects of strong coupling magnetopolaron in quantum dot has been studied by using variational method.²¹ The ground-state energy of electron in a quantum wire in the presence of a magnetic field parallel to wire axis is calculated.²² The influence of laser field in quantum wells and dot have been considered also.²³⁻²⁵ The linear and nonlinear optical absorption in a disk-shaped quantum dot is investigated in a magnetic field.²⁶ III-V semiconductor is investigated particularly.²⁷⁻³¹ In addition, quantum ring has been studied also.³²⁻³⁵ A two-electron system of a quantum ring under the influence of a perpendicular homogeneous magnetic field has been investigated.³⁵ Among the papers, electron energy spectrum in quantum wires have been studied. Electronic states in quantum dots have been calculated. Binding energy in quantum rings have been studied using variational method.

In this paper, we present a diagonalization technique (within the effective-mass approximation) for obtaining the electron energy levels and wave functions in a finite potential wire of the shape of ellipse. Then we have the electron ground states and the first excited states varied with transverse magnetic field and the ellipse eccentricity of the wire considering the lattice mismatch of the wire. We have calculated the density of probability distribution also. In Sec.II we set up our model and Hamiltonian. In Sec.III we present our numerical results. We offer conclusions in Sec.IV. We expect that these conclusions will be useful in perfecting the understanding of the growth process.

II. THEORY

We note first of all that the shape of the wire is ellipse. Let us consider an electron moving in a quantum wire of elliptical shape. We consider the geometry of InAs/InP QWR as a elliptical quantum box with the major axis a along the x direction and semi-major axis b along the y direction. Different effective masses are assumed inside and outside the wire. Schematic illustration of a elliptical quantum box is given in figure 1.

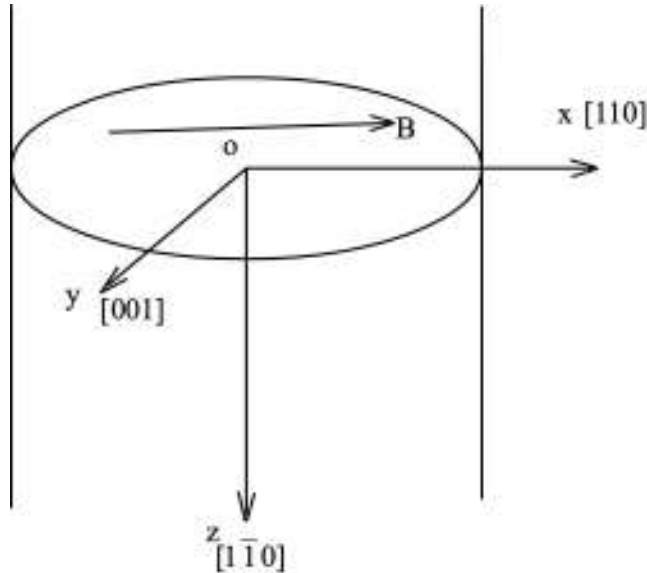


FIG. 1. The cross-section and the characteristic dimensions of the elliptical quantum wire.

In our work, the uniform magnetic field is perpendicular to the axis of the wire and is assigned

72 by the vector potential

$$73 \quad \vec{A} = By\hat{z} \quad (1)$$

74 Electron is confined in the x- and y- directions and can move freely along the wire direction
 75 because of the strong confinement in the x-y plane. Within the effective mass approximation, the
 76 Hamiltonian of the electron in a quantum wire is given by

$$77 \quad \hat{H} = \left(\hat{P} - \frac{e}{c} \vec{A} \right) \frac{1}{2m^*(x, y)} \left(\hat{P} - \frac{e}{c} \vec{A} \right) + V(x, y) \quad (2)$$

78 where $m^*(x, y)$ is the electron effective mass, $V(x, y)$ is the strained conduction band offset,
 79 and $\hat{P} = -i\hbar\nabla$ is the momentum. $m^*(x, y)$ and $V(x, y)$ in the wire and barrier can be
 80 written as

$$81 \quad m^*(x, y) = \begin{cases} m_1^*, & x^2/a^2 + y^2/b^2 \leq 1 \\ m_2^*, & x^2/a^2 + y^2/b^2 > 1 \end{cases} \quad (3)$$

$$82 \quad V(x, y) = \begin{cases} 0, & x^2/a^2 + y^2/b^2 \leq 1 \\ V_0, & x^2/a^2 + y^2/b^2 > 1 \end{cases} \quad (4)$$

83 where a and b are the ellipse semiaxes.

$$84 \quad V_0 = E_{ce}(x, y) + a_c \mathcal{E}_{hyd} \quad (5)$$

85 $E_{ce}(x, y)$ is the unstrained conduction band offset, a_c is the hydrostatic deformation potential

86 for the conduction band, and $\mathcal{E}_{hyd} = \mathcal{E}_{xx} + \mathcal{E}_{yy} + \mathcal{E}_{zz}$ denotes the hydrostatic strain. The

87 formation of self-assembled InAs/InP quantum wire is based on the strain-relaxation effect. It is
 88 therefore interesting and important to consider the influence of strain on the electronic properties

89 of the quantum wire. It is well known that \mathcal{E}_{xx} and \mathcal{E}_{yy} are determined as a function of the size

90 of the wire, while \mathcal{E}_{zz} is equal to the misfit strain $\mathcal{E}_0 = (a_{0InAs} - a_{0InP})/a_{0InP}$ within the

91 strained QWR and equal to zero in the barrier. Therefore, the expression \mathcal{E}_{hyd} in the case of

92 hydrostatic strain for the electron depends only on the x- and y coordinates. It should be noted that

93 in our strain calculation model this value is independent of the size of the quantum wire, because

94 the sum of the normal strain components \mathcal{E}_{hyd} is constant. For the electron, the edge of the

95 conduction band is shifted down by the hydrostatic strain $a_c \mathcal{E}_{hyd}$, which is 144 MeV for

96 InAs/InP quantum wire.

97 We have used the effective electron Bohr radius in InAs, $a_0^* = \frac{\epsilon_0 \hbar^2}{m_1^* e^2}$, as the unit of length and

98 the effective electron Rydberg, $Ry^* = \frac{m_1^* e^4}{2\hbar^2 \epsilon_0^2}$, as the unit of energy. We have also used the

99 quantity $\gamma = \frac{e\hbar B}{2m_1^* c Ry^*} = \frac{\hbar^3 \epsilon_0^2 B}{m_1^{*2} c e^3}$. The Hamiltonian inside and outside the wire are different.

100 The Hamiltonian in the wire can be given as

$$101 \quad \hat{H}_1 = \left[-\frac{\hbar^2}{2m_1^*} \frac{1}{a_0^{*2}} \nabla^2 + \frac{e^2 B^2}{2m_1^{*2} c^2} a_0^{*2} y^2 \right] / Ry^* = -\nabla^2 + \gamma^2 y^2 \quad (6)$$

102 The Hamiltonian in the barrier can be given as

$$103 \quad \hat{H}_2 = \left[-\frac{\hbar^2}{2m_2^*} \frac{1}{a_0^{*2}} \nabla^2 + \frac{e^2 B^2}{2m_2^{*2} c^2} a_0^{*2} y^2 + V_0 \right] / Ry^* = -\frac{m_1^*}{m_2^*} \nabla^2 + \frac{m_1^{*2}}{m_2^{*2}} \gamma^2 y^2 + \frac{V_0}{Ry^*} \quad (7)$$

104 We investigate the elliptical quantum wire in elliptic coordinates system. In the elliptic
105 coordinates ξ and θ bound to the Cartesian by the relationships

$$106 \quad x = h \cosh \xi \cos \theta; \quad y = h \sinh \xi \sin \theta \quad (8)$$

107 where h is half of the distance between the foci of the ellipse. We expand the electron wave
108 function in terms of confluent hypergeometric function basis set because of a magnetic field is
109 perpendicular to the axis of the wire,

$$110 \quad \psi(\xi, \theta) = \sum_{n,m} a_{nm} \varphi_{nm}(\rho(\xi, \theta), \theta) \quad (9)$$

111 where, a_{nm} is the coefficient of the expansion and $\varphi_{nm}(\rho(\xi, \theta), \theta)$ is the orthogonal basis we
112 have chose.

$$113 \quad \varphi_{nm}(\rho(\xi, \theta), \theta) = \frac{\alpha^{|m|+1}}{|m|!} \sqrt{\frac{(n+|m|)!}{\pi n!}} \rho^{|m|}(\xi, \theta) F(-n, |m|+1, \alpha^2 \rho^2(\xi, \theta)) e^{-\frac{\alpha^2 \rho^2(\xi, \theta)}{2}} e^{im\theta} \quad (10)$$

114 where, α is a parameter and F is a confluent hypergeometric function. The quantum
115 numbers m and n are integers. Eq. (10) is a set of orthogonal series with which the wave
116 function is developed. We use a diagonalization method to calculate the electron energies and
117 wave function. The Schrodinger equation of the electron can be written as

$$118 \quad \hat{H}\psi(\xi, \theta) = E\psi(\xi, \theta) \quad (11)$$

120 Inserting Eq. (9) into Eq. (11), we obtained the secular equation

$$121 \quad |H_{nm,n'm'} - E\delta_{nm'}\delta_{mm'}| = 0 \quad (12)$$

122 The elements of the Hamiltonian matrix can be given as

$$\begin{aligned}
H_{nmn'm'} &= \iint \varphi_{nm}^*(\rho(\xi, \theta), \theta) \hat{H} \varphi_{n'm'}(\rho(\xi, \theta), \theta) dS \\
&= \int_0^{2\pi} d\theta \int_0^{\xi_0} d\xi a^2 (sh^2 \xi + \sin^2 \theta) \varphi_{nm}^*(\rho(\xi, \theta), \theta) \hat{H}_1 \varphi_{nm}(\rho(\xi, \theta), \theta) + \\
&\quad \int_0^{2\pi} d\theta \int_{\xi_0}^{\infty} d\xi a^2 (sh^2 \xi + \sin^2 \theta) \varphi_{nm}^*(\rho(\xi, \theta), \theta) \hat{H}_2 \varphi_{nm}(\rho(\xi, \theta), \theta)
\end{aligned}
\tag{13}$$

After obtaining the eigenvalues (the ground states and the excited states) and the wave functions of the electron, we can get the energy levels when the magnetic field fixed and the electron density of probability distribution.

III. NUMERICAL RESULTS AND DISCUSSIONS

In order to study the electron energy levels and the influence of a transverse magnetic field, the ground state energy, the first excited state energy and the density of probability distribution have been calculated for different magnetic fields. Several different size elliptical quantum wires have been investigated in this paper.

ξ_0 is a parameter which can describe the shape of an ellipse in ellipsoidal coordinates. The value of ξ_0 belongs to the interval $(0, \infty)$. When ξ_0 tends to zero, the ellipse tends to be a line segment of the $2a$ -length; When ξ_0 tends to infinity, the ellipse tends to be an approximate circle.

The parameters we used in this paper are list in Table 1.³⁶ For these values of the parameters, the units of length and energy are respectively, $1a_0^* = 349.3 \text{ \AA}$, $1Ry^* = 1.36 meV$, $1\gamma = 1.8517 B(T)$. The conduction band offset of the wire is $513 meV$ when the strain is considered.

Table 1. The electron energy and the density of probability distribution are calculated using these parameters.

Material	m_e	ϵ	$a_0(\text{\AA})$	$E_g(\text{eV})$	A_c
InAs	0.023	15.15	6.058	0.417	-5.08
InP	0.077	12.5	5.869	1.424	---

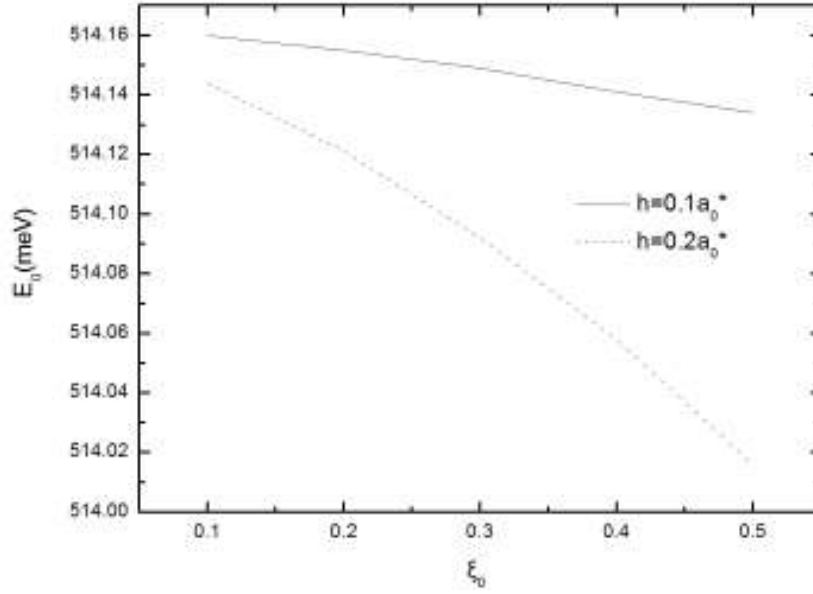


FIG. 2. The ground state energy of electron for a transverse magnetic field of 0.5T.

Figure 2 shows the ground state energy of electron in elliptical quantum wire in a transverse magnetic field equal to 0.5T as a function of ξ_0 . It is observed that for elliptical quantum wires where $0.1 < \xi_0 < 0.5$ the ground state energy of electron decreases rapidly as the parameter ξ_0 increases, especially for $h = 0.1a_0^*$ and the energy value of the wire for $h = 0.1a_0^*$ is bigger than for $h = 0.2a_0^*$ when the ξ_0 is fixed. That's because the ground state energy of electron is determined by the magnetic field applied on the x-axis and the size of the elliptical quantum wire when the magnetic field is fixed. The difference of the two curves is due to the different size of the wire. In small size wire, the confinement is much stronger than in big size wire. Therefore the effect of the magnetic field on the energy of the electron becomes strong as the wire size increases. The size of elliptical quantum wire becomes big as the parameters h and ξ_0 increases.

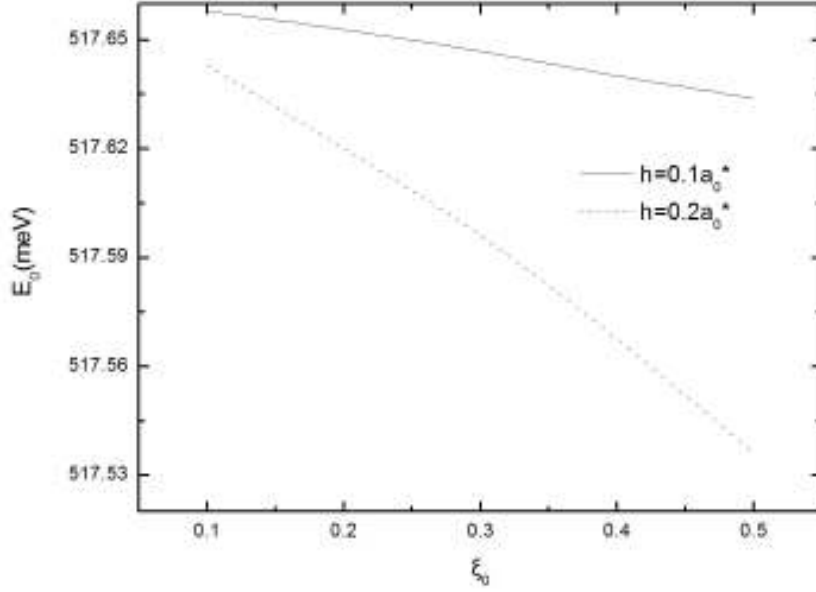


FIG. 3. The ground state energy of electron for a transverse magnetic field of 1.0T.

Figure 3 represents the parameter ξ_0 dependence of the ground state energy of electron in elliptical quantum wire in a transverse magnetic field equal to 1.0T. The results are similar to the case of the transverse magnetic field equal to 0.5T. The value of the ground state energy of the electron decreases as the parameter ξ_0 increases. The difference between the two energy values for the wires with $h = 0.1a_0^*$ and $h = 0.2a_0^*$ becomes small as the ξ_0 increases. From figure 2 and figure 3, it can be seen that the energy value in the wire when the magnetic field equal to 1.0T is bigger than that of 0.5T because of large magnetic field effects.

In Fig. 4, we plot the first excited energy of electron versus the parameter ξ_0 for different elliptical quantum wires as the parameter $h = 0.1a_0^*$ and $h = 0.2a_0^*$ in a transverse magnetic field equal to 0.5T. As can be seen, the first excited energy decreases as ξ_0 increases and the energy in the wire for $h = 0.2a_0^*$ is smaller than the energy for $h = 0.1a_0^*$. That is because the spatial confinement caused the results when the magnetic field is fixed. The spatial confinement is determined by the size of elliptical quantum wire, which becomes big as the parameters h and ξ_0 increases. In comparing the results in figure 4 to the data in figure 2, we can find that the first excited energy is bigger than the ground state energy of the electron in the elliptical quantum wire.

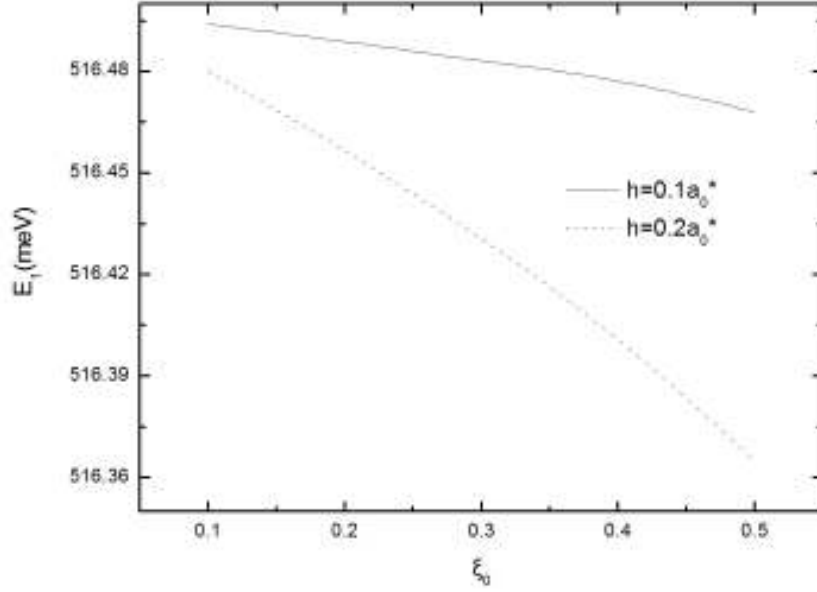


FIG. 4. The first excited energy of electron for a transverse magnetic field of 0.5T.

For the wires with the parameter $h = 0.1a_0^*$ and $h = 0.2a_0^*$, the first excited energy of electron as a function of the parameter ξ_0 in elliptical quantum wire for a transverse magnetic field equal to 1.0T is shown in figure 5. The energy decreases with the parameter ξ_0 increasing. The difference between the curves of the first excited energy for the wires given ξ_0 with the parameter $h = 0.1a_0^*$ and $h = 0.2a_0^*$ increases as the ξ_0 increases. The results are similar to the case of the transverse magnetic field equal to 0.5T. From figure 4 and figure 5, we obtain that the first excited energy of the electron in a magnetic field equal to 1.0 T is bigger than the energy in a magnetic field equal to 0.5 T when the size of the wire is fixed. That is because when the wire size is fixed, the value of the first excited energy of the electron with the bigger applied magnetic field becomes more big due to the energy comes both from the spatial confinement and the magnetic field confinement. From Figs. 3 and 5, we can conclude that the first excited energy is bigger than the ground state energy in a wire with a fixed magnetic field.

We can also calculate the electron ground state energy and the first excited energy when the magnetic field varies or the value of the magnetic field equal to zero using this method. For a given wire, the ground state energy and the first excited energy of electron increase as the applied magnetic field increases in the elliptical quantum wire.

The electron ground state energy is similar to the case that the magnetic field parallel to the wire axis²² when the value of the magnetic field equal to 0.5T. It is probably that the difference of the

198 two cases that in the presence of the magnetic field along x-axis and z-axis is obviously when the
 199 value of the magnetic field becomes larger.

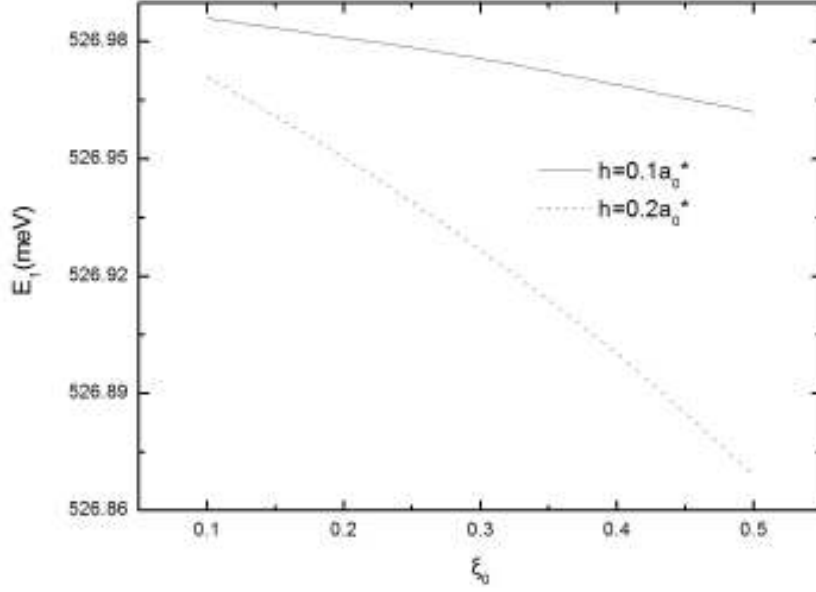


FIG. 5. The first excited energy of electron for a transverse magnetic field of 1.0T.

To further confirm the size of quantum wire effect, the electron density of probability distribution $|\psi|^2$ in the wire with $h=0.10 a_0^*$, $h=0.15 a_0^*$, $h=0.20 a_0^*$ for $\theta = \pi/2$ and $\xi_0 = 0.1$ in the presence of a magnetic field equal to 1.0T is shown in Fig. 6. After calculating the wave functions of the electron, we obtained the density of probability of the electron. It can be clearly seen that the electron density of probability $|\psi|^2$ increases with ξ increases, reaching a maximum value between 0.35 and 0.38 and then decreases rapidly. After comparing the three curves, we have got that the smaller size elliptical quantum wire tends to shift the electron wave function away from the wire center. The smaller size wire can effectively draw electron deviation from the axis, so the electron energy is become bigger correspondingly.

We can calculate the density of probability distribution in other region of the wire, such as $\theta = \pi/6$, $\pi/4$, $\pi/3$ and so on. We can also get the density of probability distribution in other elliptical quantum wires.

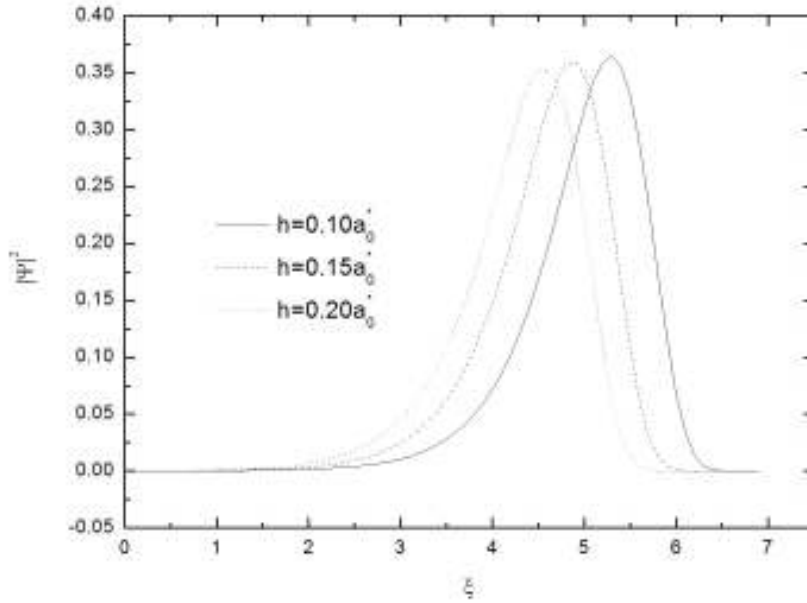


FIG. 6. $|\psi|^2$ for a electron in wire with $h=0.10a_0^*$, $h=0.15a_0^*$, $h=0.20a_0^*$ for $B=1.0T$ as

$$\theta = \pi/2 \text{ and } \xi_0 = 0.1$$

IV. CONCLUSIONS

In summary, considering the hydrostatic strain, through investigating a self-assembled InAs/InP finite elliptical quantum wire in a transverse magnetic field by a diagonalized method within the effective-mass approximation, we have obtained that the ground and first excited state energies and the density of probability distribution. The ground state energy has been compared with that one obtained when the magnetic field applied along z-axis.

The main results are that the ground state energy and the first excited state energy are become small as ξ_0 varies from 0.1 to 0.5 with $h = 0.1a_0^*$ and $h = 0.2a_0^*$ in the presence of a fixed transverse magnetic field when the applied magnetic value equal to 0.5T and 1.0T. The electron ground state energy and the first excited energy with the magnetic field varies by diagonalizing a Hamiltonian for a wire with elliptical edge. The ground state energy and the first excited energy of electron increase as the applied magnetic field increases. We have obtained the density of probability distribution in the wire with $h=0.10a_0^*$, $h=0.15a_0^*$, $h=0.20a_0^*$ for $\theta = \pi/2$ and

$\xi_0 = 0.1$ in the presence of a magnetic field equal to 1.0T. The smaller size elliptical quantum wire tends to shift the electron wave function away from the wire center with a fixed magnetic field, so the electron energy is become bigger in a smaller size wire. The electron ground state energy is similar to the case that the magnetic field parallel to the wire axis when the value of the

236 magnetic field is small.

237 The numerical calculations reveal that the influences of the magnetic field and the barrier on the
238 electron energy levels are considerable. It is shown that the energy depends on the magnetic field
239 strength and the size of the ellipse, whereas their competition determines the energy levels. The
240 electron energy levels for the narrow elliptical wire are more sensitive to the applied magnetic
241 field and for the bigger magnetic field are sensitive to the elliptical wire size.

242

243

244

245

246 References

- 247 [1] H. Sakaki 1980 Jpn. J. Appl. Phys. **19** L753
248 [2] Y. Arakawa and H. Sakaki 1982 Appl. Phys. Lett. **40** 939
249 [3] H. Gislason, W. Langbein, and J. M. Hvam 1996 Superlattices Microstruct **20** 1
250 [4] H. Gislason, W. Langbein, and J. M. Hvam 1996 Appl. Phys. Lett. **69** 3248
251 [5] W. Langbein, H. Gislason, and J. M. Hvam 1999 Phys. Rev. B **60** 16667
252 [6] L. González, J. M. García, R. García, J. Martínez-Pastor, C. Ballesteros, and F. Briones 2000
253 Appl. Phys. Lett. **76** 1104.
254 [7] H. R. Gutiérrez, M. A. Gotta, and M. M. G. de Carvalho 2001 Appl. Phys. Lett. **79** 3854.
255 [8] B. Alén, J. Martínez-Pastor, A. García-Cristobal, L. González, and J. M. García 2001 Appl.
256 Phys. Lett. **78** 4025.
257 [9] B. Alén, J. Martínez-Pastor, L. González, J. M. García, S. I. Molina, A. Ponce, and R. García
258 2002 Phys. Rev. B **65** 241301
259 [10] Wang C K, Wang H S and Zhang Q G 1999 Chin. Phys. Lett. **16** 373
260 [11] Li X J, Yan F W, Zhang W J et al 2001 Chin. Phys. Lett. **18** 1147
261 [12] Xu T, Cao Z Q, Ou Y C et al 2005 Chin. Phys. Lett. **22** 2746
262 [13] S. Elagoz, S. Kutlu, R. Amca et al 2008 Physica B **403** 2856
263 [14] R. Schuster, H. Hajak, M. Reinwald et al 2004 Physica E **21** 236
264 [15] M. Santhi and A. John Peter 2010 Physica E **42** 1643
265 [16] Guillermo L. Miranda, M. E. Mora-Ramos, and C. A. Duque 2012 J. Luminescence **132** 2525
266 [17] H. Kaviani and A. Asgari 2013 Optik **124** 734
267 [18] ChangKyoo Yoo and A. John Peter 2010 Physica B **405** 4638
268 [19] V. Holovatsky and V. Gutsul 2007 Condensed Matter Phys. **1** 61
269 [20] X. Fu, Z. S. Chen, F. Zhong, et al 2011 Mod. Phys. Lett. B **25** 487
270 [21] H. Y. Zhou, Y. M. Shi, S. W. Gu, et al 1998 Mod. Phys. Lett. B **12** 693
271 [22] Duan Xiu-Zhi, Wang Guang-Xin, Liu De, et al 2011 IEEE **978** 4244
272 [23] Brijender Dahiya, Vinod Prasad and Koichi Yamashita 2013 J. Luminescence **136** 240
273 [24] Vinod Prasad and Poonam Silotia 2011 Phys. Lett. A **375** 3910
274 [25] F.K. Boz, S. Aktas, B. Bekar, et al 2012 Phys. Lett. A **376** 590
275 [26] Guanghui Liu, Kangxian Guo and Chao Wang 2012 Physica B **407** 2334
276 [27] S. P. Lepkowski 2007 Phys. Rev. B **75** 195303
277 [28] Y. C. Yeo, T. C. Chong and M. F. Li 1998 J. Appl. Phys. **83** 1429
278 [29] I. Vurgaftman, J. R. Meyer and L. R. Ram-Mohan 2001 J. Appl. Phys. **89** 5815
279 [30] N. E. Christensen and I. Gorczyca 1994 Phys. Rev. B **50** 4397

280 [31] Kanoknan Sarasamak, Sukit Limpijumnong and Walter R. L. Lambrecht 2010 Phys. Rev. B
281 **82** 035201

282 [32] S. S. Buchholz, S. F. Fischer, U. Kunze et al 2010 **Physica E** **42** 1099

283 [33] Jörg Schelter, Patrik Recher and Böjrn Trauzettel 2012 Solid State Commun. **152** 1411

284 [34] V. N. Mughnetsyan, A. Kh. Manaselyan, M. G. Barseghyan et al 2013 J. Luminescence **134**

285 [35] W. F. Xie 2009 Mod. Phys. Lett. B **23** 2361

286 [36] X. Z. Duan and X. J. Kong 2008 J. Appl. Phys. **104** 113720

287

288

289

290

291

292

293

294

295

296

297

298

299

300

301

302

303

304

305

306

307

308

309

310

311

312

313

314

315

316

317

318

319