

# DEVELOPMENT OF DOUBLE MOULD VIBRATION – COMPACTOR BLOCK MOULDING MACHINE FOR DEVELOPING COUNTRIES

<sup>\*,1</sup>Adejugbe, I. T; <sup>\*,1</sup>Ukoba, O. K, Iliya D. D., <sup>1</sup>Oyelami A. T (PhD), <sup>1</sup>Olusunle S.O.O.(PhD).

<sup>1</sup>Engineering Materials Development Institute, Akure Nigeria

<sup>\*</sup>Mechanical Engineering Dept., Federal University of Technology, Akure  
Nigeria

## ABSTRACT

This work looked at the design and manufacturing of a low cost and easy to maintain vibration-compaction block moulding machine that can accommodate two different sizes of mould 9 inch ( $0.46 \times 0.23 \times 0.22\text{ m}$ ) and 6 inch blocks ( $0.46 \times 0.15 \times 0.22\text{ m}$ ). It is borne out of the desire to solve housing problem in developing countries through reduction in the cost of the building materials like the block. It was designed to compact sandcrete block with strength of  $0.99\text{ N/mm}^2$  which is the same as those made from the universal block making machines but performed better when water absorption was less than 7%. It can produce about 400 blocks in an 8 hours working day. It therefore occupies about  $1/3^{\text{rd}}$  the space taken and cost of N50,000 which is  $1/4$  of the price of Universal Block Maker. The Vibrator Compactor Block Moulding Machine (VCBMM) was also used to produce sandcrete blocks which when tested had a strength of  $0.95\text{ N/mm}^2$ . The water absorption tests carried out on the sandcrete blocks absorbed 6.5 times more water. Therefore, the use of the sandcrete blocks from the VCBMM is recommended for use in all regions. The VCBMM was designed to be highly versatile and to be power driven by diesel motors. Provision was made on the sandcrete mould for sliding plates to be introduced into the mould holes so that 6 inch blocks ( $0.46 \times 0.15 \times 0.22\text{ m}$ ) and 9 inch blocks ( $0.46 \times 0.23 \times 0.22\text{ m}$ ) are produced interchangeably.

**KEYWORD:** Mould, Block, Vibration, Compactor, Machine

## 1.0 INTRODUCTION

Sandcrete block is the most important building material in Africa used in for walls and foundations of buildings. As a material for walls, its strength is less than that of clay bricks but sandcrete is much cheaper. Sandcrete blocks comprise of natural sand, water and binder. Cement, as a binder is the most expensive ingredient in the production of this sandcrete vibrated blocks. This has necessitated producers of sandcrete blocks to produce blocks with low OPC content and will be affordable to people and with much gain.

The poverty level amongst West African countries and particularly Nigeria has made this blocks widely acceptable among the populace so as to minimize the cost of construction works. Manufacturers of the Vibration – Compactor Block Moulding Machine have previously produced just a single mould with the Moulding Machine just a producer of a certain size of block hence the need for a Double Mould Vibration – Compactor Block Moulding Machine to reduce the cost of acquiring two machines. The previous machines in use have had problems with their compressive strength affecting the strength of the sandcrete blocks hence the need to produce a machine with a high compressive strength and a more compact sandcrete block. The need for this machine arose because Engineering is all about making life easier for the Society and this what this machine is all about, a need to reduce the cost of blocks. The cost of a single block depending on its size has reduced because with this machine, the different sizes of block can be produced by just interchanging the mould box and the ramming rods that are produced to work with each other. This has also enabled the producers of this block making machine to meet up with the demands of their customers thus increase their standard of living.

The problem of affordable housing has been a source of concern to all and sundry especially in developing countries where majority of them live below \$1 per day. Shelter represents one of the most basic needs of man and has no doubt a profound impact on the health, welfare and productivity of the individual, and by extension the state. Every Nigerian deserves a roof over his head. The cost of housing can be reduced through reduction in the cost of the building materials. In developing countries like Nigeria, the block is a vital material in building construction as no construction is possible without bricks. Since many centuries, block making has been practiced by human beings. Presently, bricks are easily made by using machines with new technologies. Generally two types of bricks are manufactured by using machines that are concrete block machines and clay block machines (MohdRidhwan Bin Ramli, 2010).

The aim of the work is to develop a Low Cost Interchangeable Block Moulding Machine that can accommodate the two different sizes of Sandcrete blocks. This is a unique design because it can accommodate the different dimensions of sandcrete mold for block making.

The main objective of this project is to design a new Double Mould Vibration – Compactor Block Moulding Machine with new features and simplifying the machine for one man operation in order to reduce operational cost and maximize the production rate. Furthermore, the purpose of this is to design the Double Mould Vibration – Compactor Block Moulding Machine that suitable for SME entrepreneurs.

It is believe that a reduction in the cost of the building materials will crash the cost of housing. This machine will be able to produce two different sizes of block and the cost of the machine is very affordable and low compare to imported ones. And the machine can easily be maintained with little or no engineering experience.

The efficiency of the machine was reviewed by testing the machine over different environmental conditions. Final valuation was taken from the users of the machine over a period of two (2) weeks. The users of this machine that the data was gotten from are experienced in the use of this machine and they were able to operate this machine with good efficiency. It took a record time of 15secs to produce two (2) blocks unlike the existing that used 26secs to produce the same set of blocks.

## 2.1 DESIGN CONSIDERATIONS AND CALCULATIONS

[illegible]

## **CONCLUSION**

This project work has actually gone within the limits of its scope to design and fabricate a Double Mould Vibration – Compactor Block Moulding Machine for small scale indigenous Sandcrete Vibrated Block Industry through the historical development of the VCBMM and the sand mix preparation processes. This design analysis, material selection, construction, maintenance and performance evaluation of the machine was also checked. The machine is simple and designed in such a way that it can be easily transported from one building site to another by careful selection of durable and locally sourced raw materials for its fabrication. As a result of this, the cost of maintenance is low and its all at a reduced cost for the small and medium scale entrepreneurs.

The objectives of this work have been considerably achieved, as we have been able to:

- a. Reduce the time spent on sandcrete block production as it takes 8 working hours to produce 400blocks, hence increase the rate of production since it uses approximately 15secs to produce 2 blocks.
- b. Produce a machine that is easy to assemble and disassemble using a mounting support so each unit can be considered separately during maintenance.
- c. Produce a machine that is safe to use by using cover and guard to guard the transmission parts, thereby, protecting the operator from hazards of unguarded rotating parts.

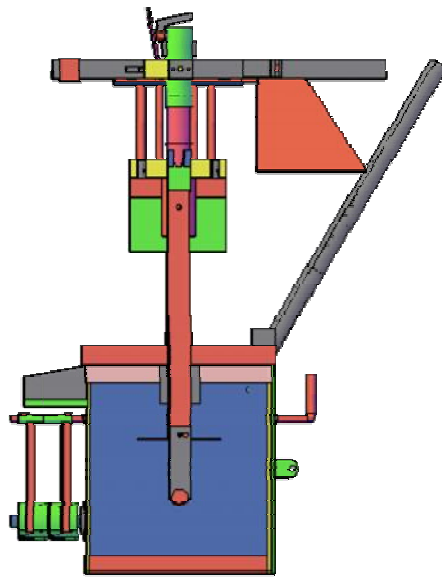
## **LIMITATIONS**

The following Limitations were encountered:

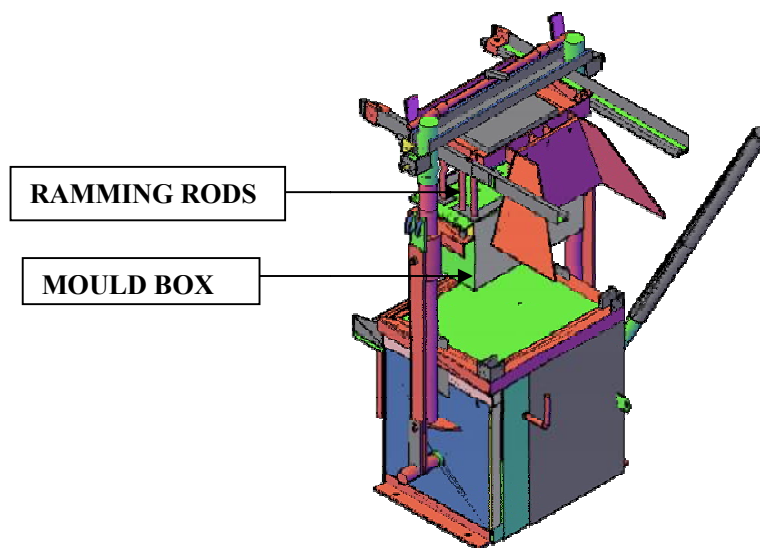
1. Power Failure was continually encountered and as a result led to more production downtime and increase in the cost of fabrication. The amount used for fuel consumption led to an increase in cost of fabrication.
2. There were few challenges in getting the Block Moulding Machine to the End users but this was later achieved with marketing strategies and there is sufficient demand for the Machine.

## **PLANS FOR FURTHER WORK**

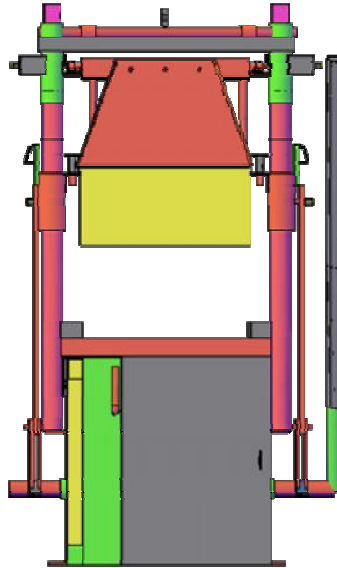
1. Steps are been taken to increase the efficiency of the Machine
2. Steps have been taken to increase the Number of Molds that the machine can accommodate thus increasing the production capacity of the machine
3. Steps have been taken to make the machine automated and still make it affordable for Small and Medium Entrepreneurs' thus reducing production downtime and make it easy to operate.



**Figure 1:** Side View of the Double Mould Vibration Compactor  
Block Moulding Machine



**Figure 2:**3D Isometric View of theDouble Mould Vibration Compactor  
Block Moulding Machine



**Figure 3:** FrontViewof the Double Mould Vibration Compactor  
Block Moulding Machine



Picture of the Fabricated Double Mould Vibration Compactor  
Block Moulding Machine



Pictures showing different side views of the Double Mould Vibration Compactor

Block Moulding Machine(during fabrication)

## **ACKNOWLEDGEMENT**

We want to acknowledge the contribution of the following staffs of Design, Modeling and Simulation department; Mr. Jolly Osagie, Mr. John Olowonubi, Mr. Femi Oyegunwa and all staffs of EMDI's Workshop. Thanks for all forms of contribution during the design and fabrication of the said machine.

## **AUTHORS' CONTRIBUTIONS**

Mr. Adejugbe I. T and Mr. Ukoba O. K designed the Machine using Two (2) CAD Software called the AutoCAD and ProEngineer and Simulations which were done to show the force analysis of the Machine. Mr. Adejugbe I. T came up with the manuscript. Mr. Iliya D. D. supervised the Fabrication process and Dr. A. T. Oyelami approved the Design and Simulation of the machine. All authors read and approved the final manuscript.

## **CONSENT**

All authors declare that 'written informed consent was obtained for publication of this case report and accompanying images. A copy of the written consent is available for review by the Editorial office/Chief Editor/Editorial Board members of this journal.

## **REFERENCES**

1. Khurmi and Gupta, 2005: A Textbook of Machine Design, 14<sup>th</sup> Edition, Eurasia Publishing House (PVT) Ltd, Ram Nagar, New Delhi.
2. Yakubu, Oji, Ogar, Oduola and Adetunji, 2012: 'Design of a Compression Based Hand Operated Brick Moulding Machine', MSN Conference 2012.
3. Murrell, 1965: 'Ergonomics, Man in His Working Environment', Chapman and Hall Ltd., London.
4. Khurmi and Gupta, 2006: "A Textbook on Machine Design"; S. Chand and Company Ltd., pp 506-552.
5. Olusegun and Ajiboye, 2009: "Design, Construction and Testing of Vibrator Compactor Block Making Machine for Rural Application"; International Journal of Engineering, Ps 1-14.
6. Akers, Gassman and Smith, 2006: Hydraulic Power System Analysis, CRC Press, Taylor and Francis Group, Boca Raton, FL, USA, pp 23-34.
7. Karnopp, Margolis and Rosenberg, 1990: System Dynamics: A Unified approach. John Wiley & Sons, Inc., New York, USA, pp 45-47.
8. Mogaji, 2011, Development and performance Evaluation of Hydraulic Brick Moulding Machine. Assumption University Journal of Technology Technical Report 14(4): pp 308-312.

## **APPENDIX**

1. Abstract



2. Keyword
3. Introduction
4. Aim
5. Objective
6. Motivation of Study
7. Design Considerations and Calculations
8. Conclusion
9. Acknowledgement
10. Authors Contribution
11. Consent
12. References